

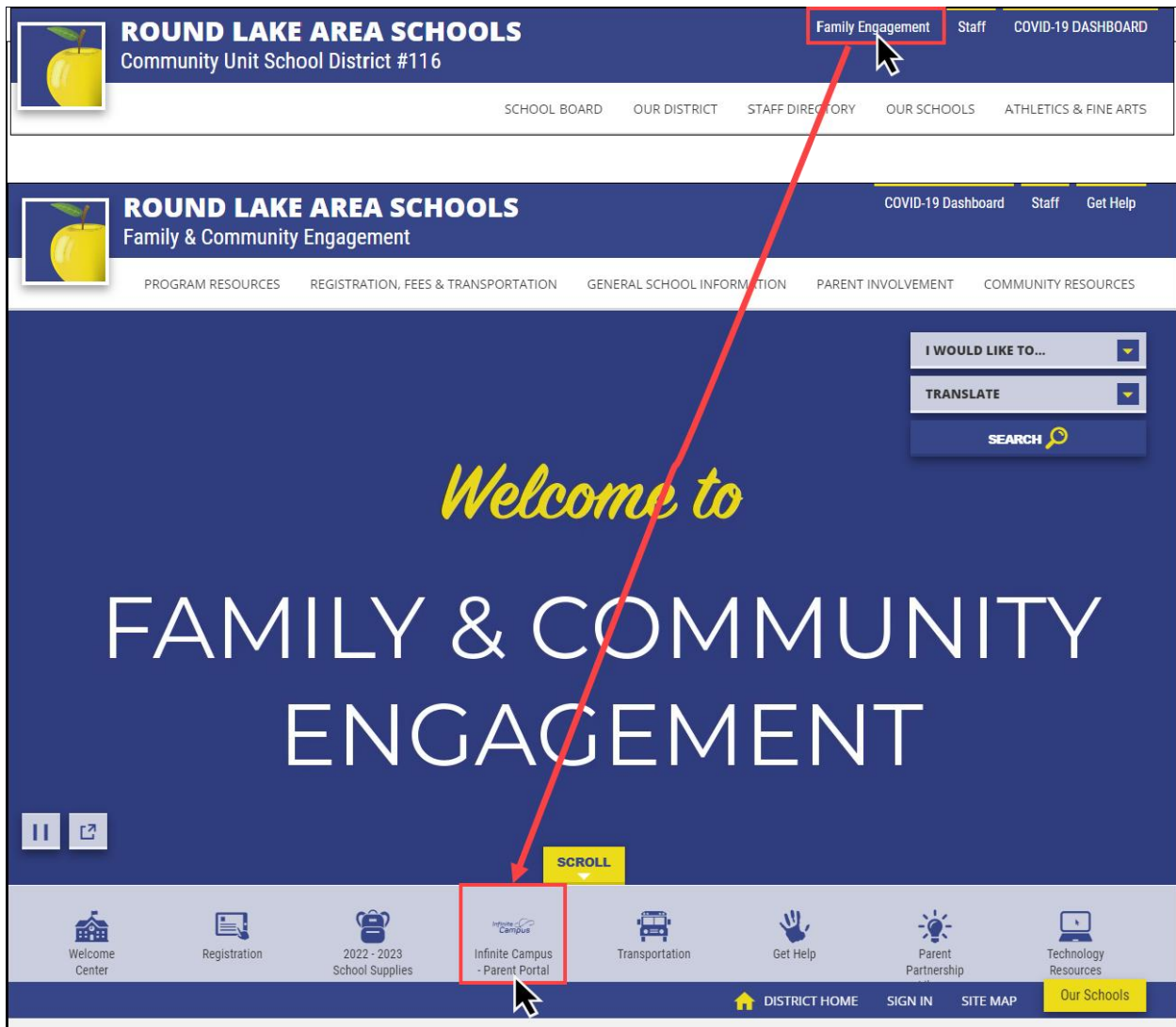
How to Set Up Parent Portal Account for First Time using Website

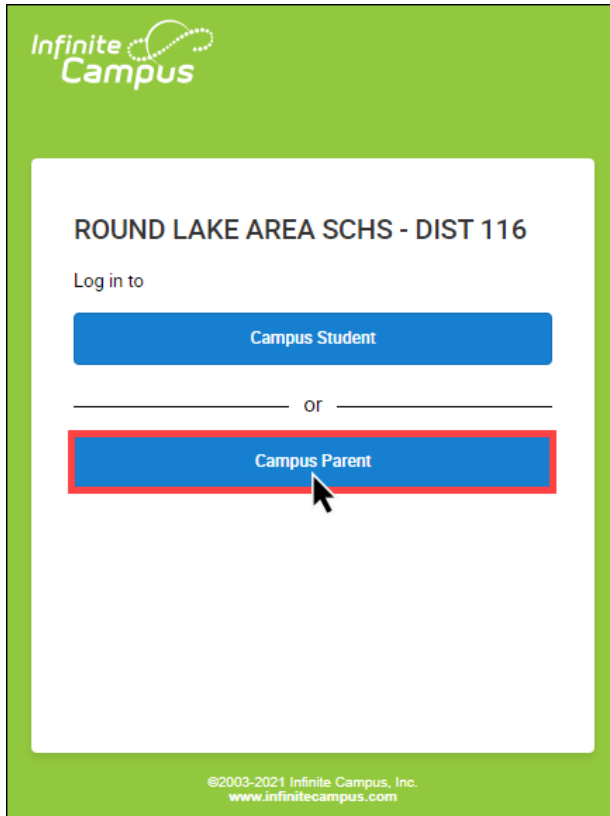
Instructions

You can access Parent Portal using a web browser, or download the free app, called Campus Parent, from your preferred app store.

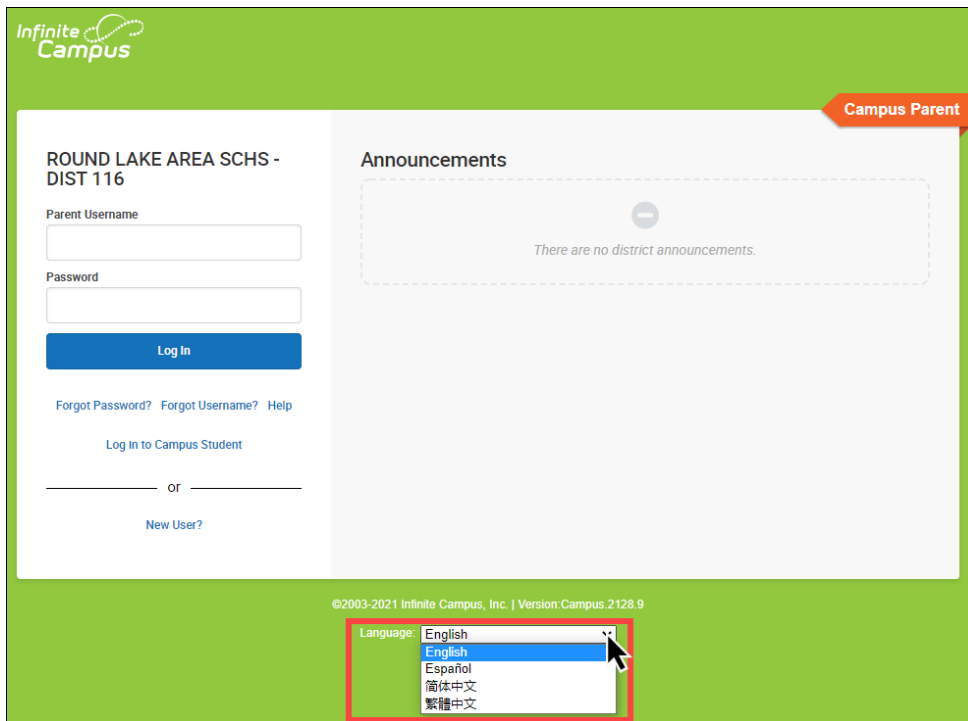
Instructions for Creating an Account in a Web Browser

Go to the district website, las-116.org, and click Family Engagement. On the next page, click on the [Infinite Campus Parent Portal](#) icon. You can also access the Infinite Campus Portal on the homepage of the website - [Parent/Student Portal](#) button.





Click to select Campus Parent.



Parents have the option to select the Spanish translation by clicking the Language drop down box.

Infinite Campus

ROUND LAKE AREA SCHS - DIST 116

Parent Username

Password

Log In

Forgot Password? Forgot Username? Help

Log In to Campus Student

or

New User?

Announcements

There are no district announcements.

©2003-2021 Infinite Campus, Inc. | Version: Campus.2128.9

Language: English

Under the blue Login button, click on New User?

Infinite Campus

New User?

Activate your Campus Parent account by entering the activation key sent to you by your district.

If you do not have an activation key, please contact your district to obtain one.

Activation Key *

Submit

[Back to Login](#)

On the New User page, enter in your unique, one-time use activation key then click Submit.

On the next page, you will enter a username and password. Moving forward, this will be the information you use to log into your Parent Portal account.

How to Set Up Parent Portal Account for First Time using App

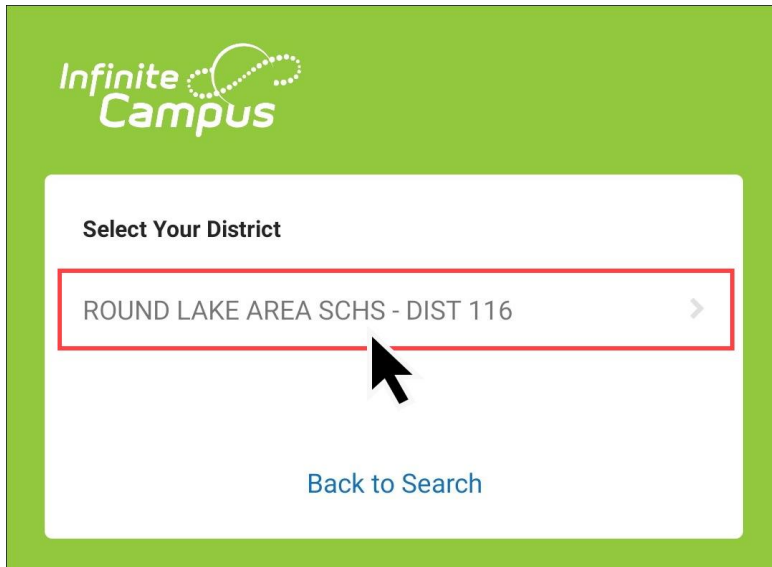
Once you have downloaded the app from your preferred app store, open the app.



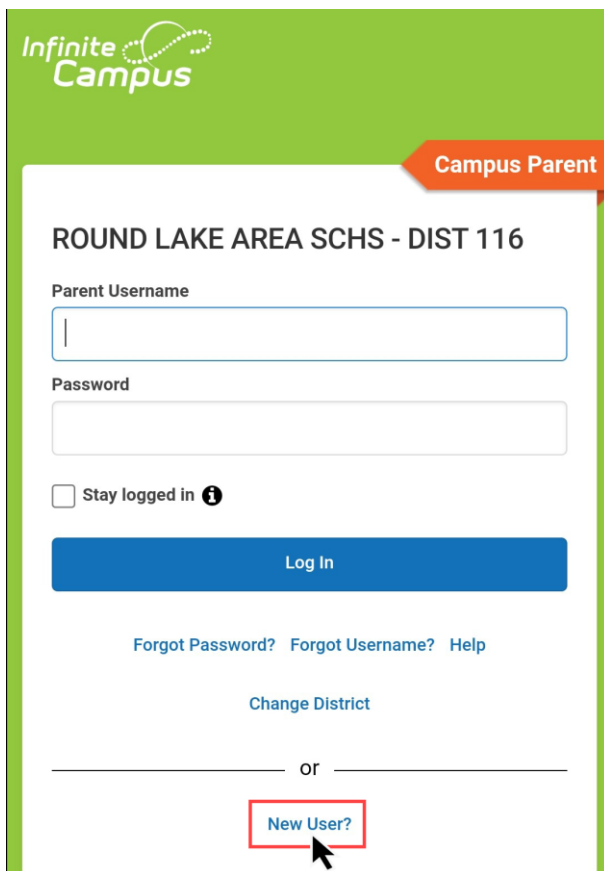
You will need to search for our district. In District Name, enter Round Lake, then choose Illinois for the state, and click Search District.

A screenshot of the Infinite Campus app's search interface. The background is green with the "Infinite Campus" logo in the top left. A white search box is centered, containing a "District Name" field with "Round Lake" entered and a "State" dropdown menu with "Illinois" selected. Below the search box is a blue "Search District" button, with a mouse cursor hovering over it. Underneath the button are two links: "Back to Login" and "Help". At the bottom of the screen, the text "version 1.6.3 (82)" is displayed.

You will see "ROUND LAKE AREA SCHS - DIST 116" - tap to select.



Next, tap on New User on the login screen. Enter your unique, one-time use activation key then click Submit.





New User?

Activate your Campus Parent account by entering the activation key sent to you by your district.

If you do not have an activation key, please contact your district to obtain one.

Activation Key *

Submit

[Back to Login](#)

On the next page, you will enter a username and password. Moving forward, this will be the information you use to log into your Parent Portal account.